



# E-BUSINESS WITH WÜRTH

Procurement made easy.

# THE WÜRTH E-SHOP

Register and get started in 60 seconds!



Dear Customers,

The Würth E-Shop is an internet-accessible electronic catalogue and ordering system which is constantly being updated with the latest technology. User-friendliness and up-to-date product information are our top priority.

The entire Würth Ireland product range is available for your perusal around the clock in the Würth E-Shop. As a registered user, you will also see your current prices and whether the items you're looking for are available in the quantities you need.

A host of other functions such as order templates, your personal order history, the option to set-up an approval procedure and additional information such as safety data sheets and CAD data for fasteners, make the offer complete.

In addition, for system customers who make the key selection criteria, our revolutionary ORSYSscan® can further optimise your ordering process and enable you to order Würth products electronically in a fast, accurate and straightforward way.

We would be happy to answer any questions you may have! You can contact us at: **ebusiness@wurth.ie**



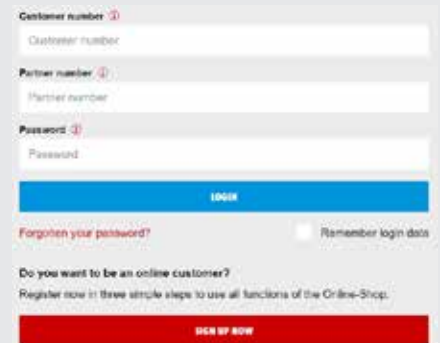
**Darren Murray**  
Sales Director  
Würth Ireland

**In just 60 seconds, you can register for the Würth E-Shop and unlock the power:**

## 1. Visit **eshop.wurth.ie**

If you are already registered in the Würth E-Shop, enter your login information and click **LOGIN**.

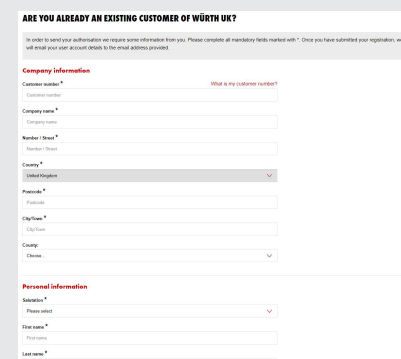
If you are registering for the first time, use the **SIGN-UP NOW** button and follow the instructions.



## 2. Existing customers, please select the option on the left then click **NEXT**.

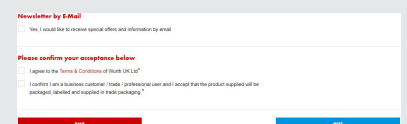


## 3. Complete the form by entering your business information first, then your personal information and submit by clicking **NEXT**.



- Your **customer number** starts with **112/312...**
- Subscribe to our newsletter for **exclusive offers & promotions.**
- **Need help?** call your Sales Representative.

## 4. You're done! By clicking **NEXT**, you can log in right away and use all the functions of the Würth eShop. An email with your login information will be sent to the address you specified.



## ONLINE PROCUREMENT MADE EASY

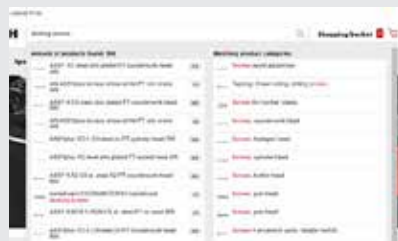
### Find and order the products you need!



After successfully logging in, you can use the Würth E-Shop to order the items you need. You'll find the products you're looking for in no time at all using the search function, which displays suggested matches as soon as you've entered the third character of your search term.

1.

Enter the search term or article number in the search field. A list of all matching items will be displayed. Clicking one of these matches brings you to a page with all the details on the item.

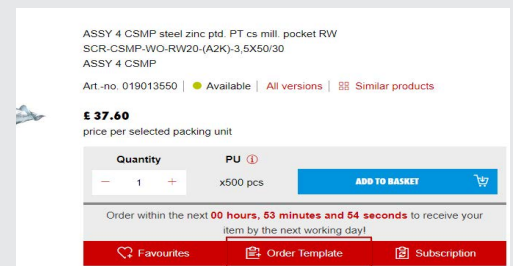


#### No results found?

Help us improve by submitting your search term!

2.

Enter the desired quantity and click the **ADD TO BASKET** button. Access your Shopping basket at any time from the top right corner of your screen.



3.

In the shopping cart, you have the opportunity to change item quantities and make other changes to the order. You can also add items with the fast and multi entry function. Both functions also allow you to order with your own customer specific article number. If you are interested, please contact your Sales Representative to activate this possibility. After clicking **PROCEED TO CHECKOUT**, you are prompted to enter your address.



#### DID YOU KNOW?

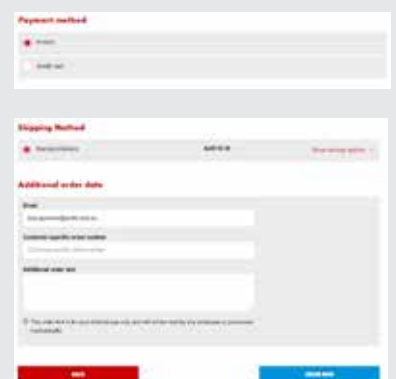
For a better overview over your orders you can allocate **cost units (cost centres, order numbers or project numbers)** to single items or your total order. If necessary, you can define them as a mandatory field.

4.

Don't forget to check your company address we have on file before you select it as your delivery address. You can always use a different one if required. Speak to your Sales Representative if you need your company main address updated.

Make things easy when your delivery arrives, and add additional order text or a Purchase Order number.

Once your order is placed, you will receive an email confirmation!



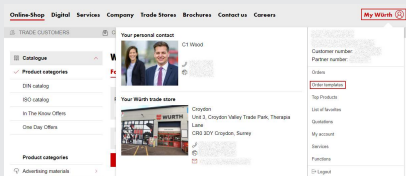
# ORDER TEMPLATES

Frequently needed items are always readily identifiable and accessible.

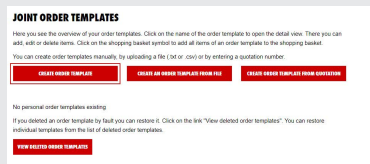


Order Templates are pre built shopping baskets individually configured by you or your Sales Representative. With just a couple of clicks, these products can be re-ordered.

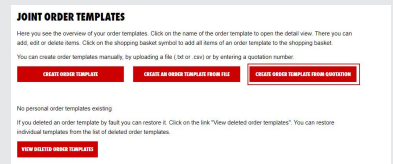
1. Once logged in, Select '**MY WÜRTH**' then '**ORDER TEMPLATES**'.



2. You can setup a new Order Template by clicking '**CREATE ORDER TEMPLATE**'.



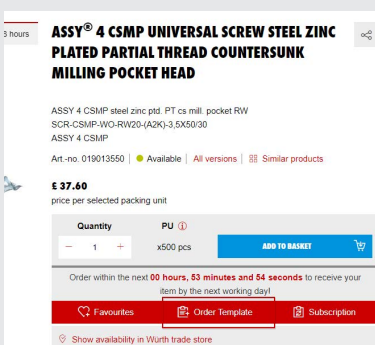
3. You can also import a Quotation provided to you by a Sales Representative, just select the '**CREATE ORDER TEMPLATE FROM QUOTATION**', just have your Quote number ready i.e. 011...



There are several options for adding the desired items to an order template:

## Add articles to an existing order template.

Search for a product, select an existing order template by clicking **ADD ARTICLE TO ORDER TEMPLATE** and then click **SAVE**.



## Add articles to an existing or a new order template, with the fast entry function.

Enter the quantity, the item number and, if applicable, a customer material number and click **ADD**.



## Add articles to a new order template from a file.

Requirements for uploading a file:

- The file used to create an order template must be in the text (.txt) or Excel CSV (.csv) format.
- One item number may be specified per line. The item will appear in the order template with a quantity of 1.

### CREATING ORDER TEMPLATES BY UPLOADING FILES

#### UPLOADING OF FILES IS SUBJECT TO FOLLOWING CONDITIONS:

- The file for creating an order template has to be in Text (.txt) or Excel-CSV (.csv) format.
- The line you have to give one product number.
- The desired quantity can be written separated by a comma behind the article number. If no or an invalid quantity is specified, the quantity 1 is used as default in the order template.
- The File Name may only contain the following characters: "A-Z", "a-z", numbers "0-9" and the special character ".".

#### EXAMPLE OF THE FILE LAYOUT

```
011710
018070
011000 00
011710_10
018070_10
011000 00_10
```

#### CREATE ORDER TEMPLATE

Please enter the name of the order template and then upload the file.

Name of order template: \*

File name: \*

File

SAVE

UPLOAD

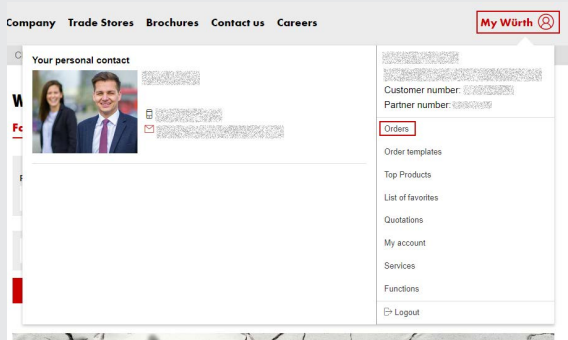


# ORDER HISTORY

What have I ordered from Würth, and when?  
The order history lets you know!



1. Click on **'MY WÜRTH'** then select **'ORDERS'**.



2. By default you will see 14 days of order history with the ability increase range to 6 months. You also have the option to search for an order using other attributes (Order Number, Article Number or Undelivered items).

## LIST OF YOUR ORDERS

Orders from 18/07/2022 to 18/01/2023 **SHOW**

Search for  
 **SEARCH**

3. You can see all orders down below, sorted by order date or year and month. The status of the entire order can also be viewed here. Clicking an **ORDER NUMBER** brings you to the detailed view of the order.

Order number	Date	Order reference	Purchaser	Cost unit	Status
216	09/11/22				sent
216	09/11/22				sent

4. In the order you can see order information, check the status of your order, and see the delivery note.

**BACK TO ORDER OVERVIEW** **REORDER**

**ORDER NUMBER: 216**

Order number: [redacted]  
 Orderer: [redacted]  
 Order intake: 09-Nov-2022  
 Net value: £ [redacted]  
 Number of items: 1  
 State: sent

Invoice address: [redacted]  
 UNITED KINGDOM  
 Payment: 30 days net  
 Delivery address: [redacted]  
 UNITED KINGDOM

**1) Delivery 84**

Order received 10/10/2022 Order in progress 10/10/2022 Order shipped 10/10/2022 Delivery information not available.

Track shipment Download delivery note 84

Delivery no. Line no.	Article no. Name	Pack Ref.	Quantity Ordered Sent	PU	State
900001 000010	0614176652 [Würth] Posidriv bit BIT-PZ2-BLACK-1/4IN-L25MM	090	10 10	10	Invoiced
900002 000020	061470 30 [Würth] RW® bit BIT-RW30-LUMINOUSYELLOW-1/4ZO-L25MM	961	10 10	10	Invoiced
900003 000030	0903450205 [Würth] All-rounder injectable mortar WIT-VM 250 ANC-MORT-(WIT-VM250)-420ML	072	12 12	1	Invoiced
900004 000040	0903420020 [Würth] Static mixer FILL & CLEAN MIX-DVIL-(FILL AND CLEAN)-WY LOOP-WIT	961	10 10	5	Invoiced
900005 000050	0899520148 [Würth] One Person First Aid Travel Kit 1STAIDBG-ONEPERSON-TRAVEL-8PCS	961	2 2	1	Invoiced
900006 000060	0899520168 [Würth] First Aid Case Small 1STAIDCASE-SMALL-WORKPLACE-8PCS	961	2 2	1	Invoiced

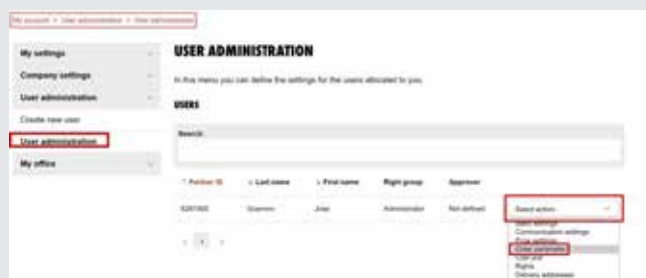
# APPROVAL PROCEDURE

Orders from employees can be set up for centralised approval.

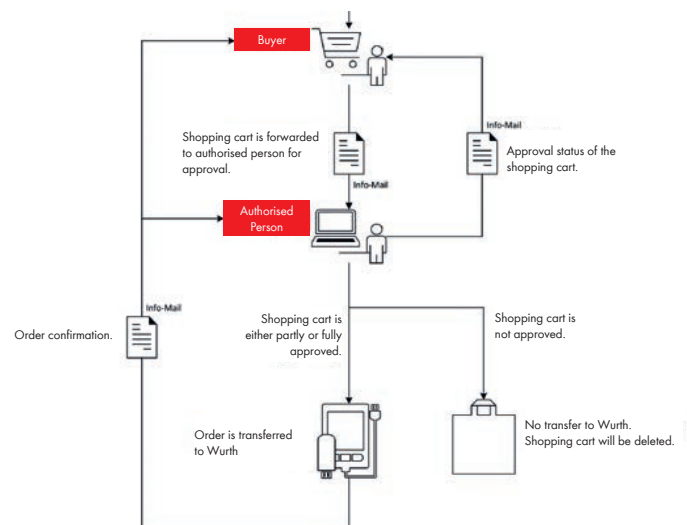
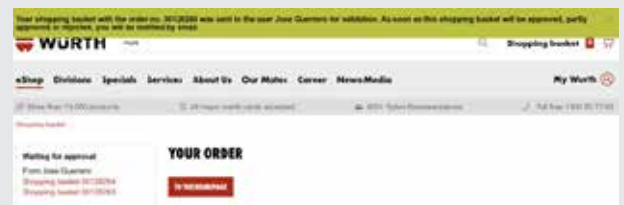


1. Please make sure you log in and have Administrative rights before you continue. Select 'My Würth' → select 'My Account' → select 'User Administration'.

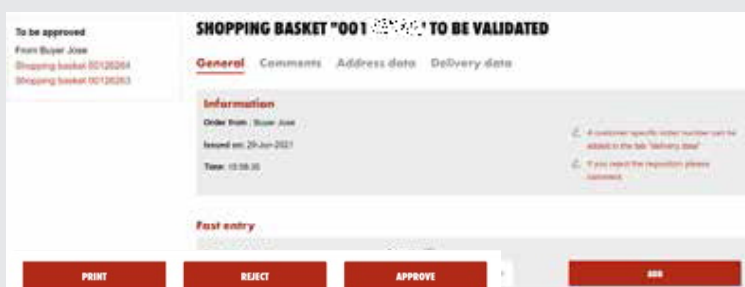
Select the user to add the approval for and then from the 'Select Action' drop down menu → select 'Order Parameters'. Click on 'Approval process' and select the user you want to be the authorised Approver.



2. Purchasers can now transmit their shopping cart to the approver using the **FORWARD SHOPPING CART FOR APPROVAL** button. Placing the actual order itself is not possible, however. The approver is informed via email.



3. The requested shopping carts of employees appear in the Würth E-Shop account of the approver. From there, each shopping cart and all its details can be viewed, edited and approved or rejected from a central location.



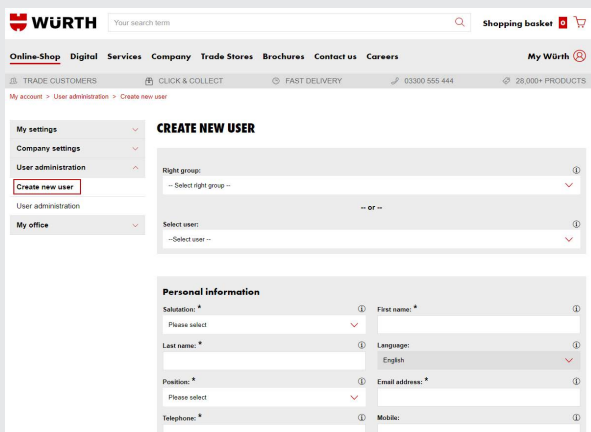
# MULTI-USER MANAGEMENT/ INDIVIDUAL BUDGETS

The Würth E-Shop is designed to manage multiple users for one customer account.



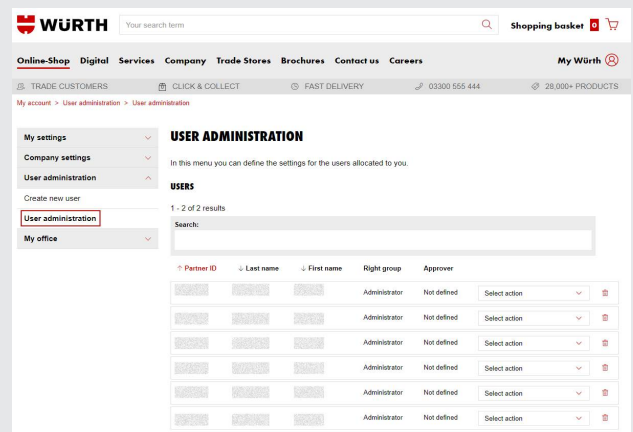
1.

1. New users can be created under My Würth → My Account → **USER ADMINISTRATION**.



2.

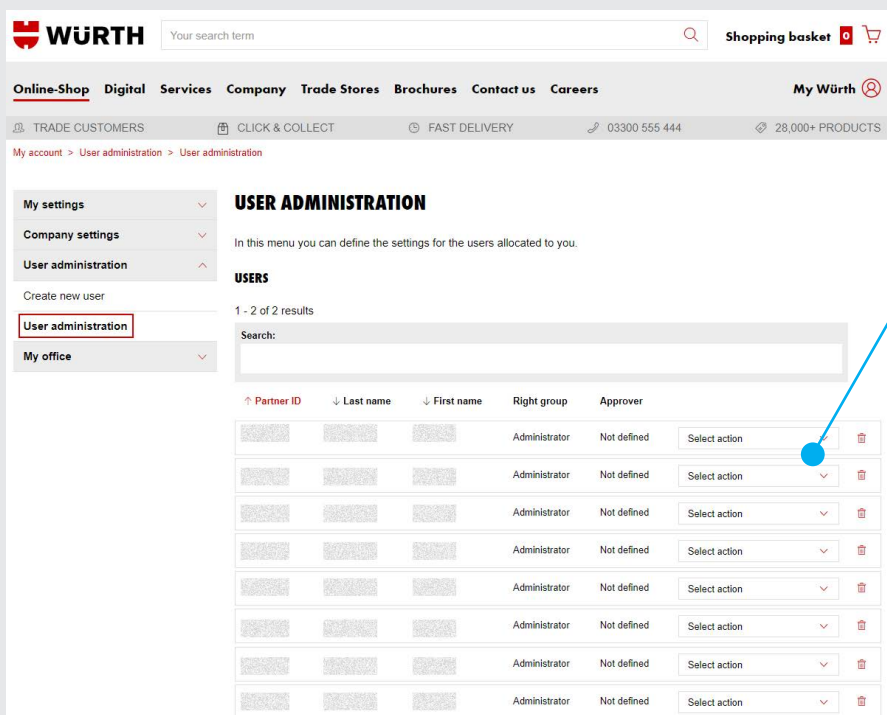
The user administration overview shows all users, their partner number and the assigned rights.



Partner ID	Last name	First name	Right group	Approver	Select action
			Administrator	Not defined	Select action
			Administrator	Not defined	Select action
			Administrator	Not defined	Select action
			Administrator	Not defined	Select action
			Administrator	Not defined	Select action
			Administrator	Not defined	Select action

3.

3. Under **SELECT ACTION** on the right hand side, all settings can be done and changed by an administrator. Please note: In order to prevent a user from editing his rights or budgets himself, the right group **BUYER** must be assigned.



Partner ID	Last name	First name	Right group	Approver	Select action
			Administrator	Not defined	Select action
			Administrator	Not defined	Select action
			Administrator	Not defined	Select action
			Administrator	Not defined	Select action
			Administrator	Not defined	Select action
			Administrator	Not defined	Select action
			Administrator	Not defined	Select action
			Administrator	Not defined	Select action

- Select action
- Select action
- Basic settings
- Communication settings
- Price settings
- Order parameter
- Cost unit
- Rights
- Delivery addresses
- Budget

In here, you can also set and assign individual budgets (amount and per period of time) per user.

## ORSY® STOCK MANAGEMENT

100% system and 0% stress.



### PROBLEM/CHALLENGE

- Do you lose money on your consumables?
- Do your employees lose valuable downtime searching for products?
- Do you have more than one supplier?
- Do you waste time ordering your consumables?
- Do you waste money on consumable overstocks?

If you answered yes to any of these questions, it's time to call Würth Ireland.

### SOLUTION

**ORSY®** is simple but sophisticated. It means **OR**der with a **SY**stem.

**ORSY®** allows you to efficiently store and retrieve a variety of consumables, tools and other essential industrial supplies with maximum transparency. We will help you design a customised system that is best-suited to your working environment. You tell us what the contents will be and how much space you have. We'll take care of the rest!

#### ORSYMAT® | VENDING MACHINES

Your employees can access products when they need it, they simply scan a provided pass to identify themselves and the item is dispensed according to the predefined rules set by you. The innovative control system communicates directly with the ERP system of Würth Ireland and this facilitates real-time inventory management and automated refilling of consumables, tools and essential product groups.



### Benefits

- Quick access to articles
- Transparent inventory monitoring
- Customised planning and set-up
- Clear labelling
- Optimises the operation of warehouse and purchasing staff
- Saves time & money
- Have stock on hand at all times

ORSYscan® makes weekly procurement fast, easy and without input errors! For more information on the ORSYscan®, **see the next page.**



## ORDERING THROUGH ORSYSCAN® BARCODE SCANNING

Scanning, ordering, management of stock — it's simple and easy.



With ORSYscan®, weekly procurement is executed quickly, easily and free of typos!



For our system customers, who made the key selection criteria, the Würth ORSYscan® serves as the extended arm of the Würth E-Shop and accelerates your order for materials stored in your ORSY®. By simply scanning the EAN barcodes on your Würth ORSY® or product, you can compose your order in just a few steps and transfer it to the Würth E-Shop.



Find out more about our ORSYscan® solution by scanning this QR code and then watch the video.

1.

Scan the desired products.



2.

Transfer the barcodes to the Würth E-Shop.



3.

Conveniently adjust the desired quantity in the Würth E-Shop.



4.

Submit the order.



### Taking inventory with ORSYscan®

With ORSYscan®, inventory taking can be as easy as placing orders. Simply follow Steps 1 through 3 as described above.

1.

You can create an overview of your inventory on hand by clicking the **INVENTORY BUTTON** in the shopping cart.



2.

You're done! The inventory created by this process is permanently stored in the Würth E-Shop and is available for export in different formats at all times.



# BARCODE CATALOGUES

Create item number and cost center barcodes quickly and easily.

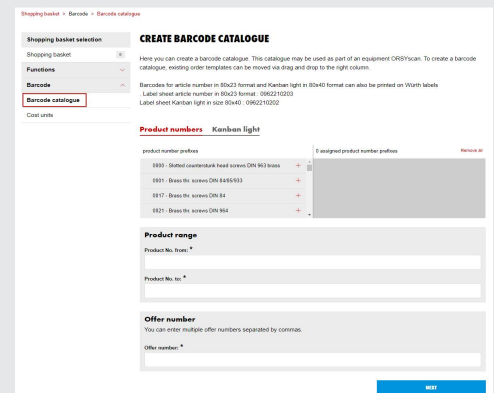


1.

After logging in, go to **SHOPPING CART**. On the left side you will then see the **BARCODE CATALOGUE** function below the **BARCODE** menu item.

The desired items can be selected by clicking the plus sign, e.g. based on order templates (for information on creating order templates, see Page 4), item pre-numbers or offer numbers.

Don't forget, you can create a Barcode Catalogue from a Quotation provided by your Sales Representative.



2.

After selecting the items and clicking **NEXT**, you will be presented with a green field showing you the number of items on the following page. You can enter another desired title and click **CREATE BARCODE CATALOGUE** here. If you wish, you can also send the barcode catalogue via email.

## CREATE BARCODE CATALOGUE

### Please select

Title:

Screws Catalogue

☐ Send as email

Email address:

BACK

CREATE BARCODE CATALOGUE

3.

It's that easy! You have successfully created a barcode catalogue and can start entering and ordering selected items with a scanner right away.

Don't forget, you or your staff can also scan with the Würth App!



It's also possible to create a barcode catalogue with your cost centers using the **BARCODE** menu item. The respective cost centers can either be loaded from a file or entered using the web form. After clicking the **CREATE BARCODE** button, a PDF document with the corresponding barcodes similar to the item numbers is generated.

If you were to then scan a cost center barcode, all subsequently scanned items would be assigned to this cost center. The cost center is transferred to the shopping cart and can be changed there again if necessary. In the menu item **COST UNIT EVALUATIONS** (found in **SHOPPING CART** → **FUNCTIONS**), a well-laid-out evaluation of the cost centers for all orders placed by you is generated for you automatically from this.

## SAFETY DATA SHEETS CAD DATA

The Würth E-Shop is your personal information hub.



The Safety Data Sheets (SDS) can be found within in each product page. Just look for the link 'Safety Data Sheet or "CAD data". Don't forget you can access the SDS portal directly from our website using the floating button on the right.

\*Safety Data Sheet example.

### SAFETY DATA SHEET

According to REACH Regulation (EC) No 1907/2006, as amended by UK REACH Regulations SI 2019/758

#### Active Window Glass Cleaner 500ml




Version 9.0	Revision Date: 15.08.2022	SDS Number: 9167025-00006	Date of last issue: 27.07.2022 Date of first issue: 03.05.2012
----------------	------------------------------	------------------------------	---

#### SECTION 1: Identification of the substance/mixture and of the company/undertaking

##### 1.1 Product identifier

Trade name	: Active Window Glass Cleaner 500ml
Product code	: 0890 25
Unique Formula Identifier (UFI)	: 24NC-Y0US-F00G-1ADM

##### 1.2 Relevant identified uses of the substance or mixture and uses advised against



WSCRINLNR-ACTIVE-SLTR

Art.no. 08902505 | Available | All Versions

Quantity: 0
PU: x1 pcs
ADD TO BASKET

Favourites
Order Template

Do you need further information?

- Call sales person
- Call customer service: 1300 65 77 65

SDS CUSTOMER PORTAL

Search method: Language: Document type:

Found articles:

Article number	Description
WSD 200 1	Active Glass Cleaner

Specification
Application
Technical information
Documents
Accessory

**Product information**

Würth Catalogue (2)

Catalogue page as PDF 1

Flip catalog




**Datasheets (1)**

Safety data sheet

**Certificates/Documents (2)**


product declaration 1

Technical data sheet 1

## WÜRTH APP

The most important tools always at hand!  
24/7 there for you!



### Mobile & Convenient... The Würth App | Available NOW!

Register and start shopping within 60 seconds! Simply search or scan your required product, add it to the basket and release the order. **Simple, fast, anywhere!**

In addition the Würth App offers numerous innovative functions of the Würth E-Shop.

Download the free Würth App today - available in



and



#### Top Functions



##### Product Search

Easy and fast access to a constantly growing product range.



##### Favourites and Order Templates

Save your favourite products to your favourite list and/or create Order Templates for recurring orders.



##### Downloads

Download Technical Data Sheets, Safety Data Sheets, Specials and Brochures as PDF.



##### Order Overview & Tracking

Keep an overview over your orders and their current process.



##### Barcode Scanner

Scan your required product with the barcode scanner and simply add it to the shopping basket.



##### Special Offers & Product Recommendations

Easy ordering of products that are on special.



##### Würth Contacts

Find contact details of your Würth Sales Representative.





# #READY FOR WORK

# THE WÜRTH APP

## Pocket Size Power


- Technical information
- Mobile ordering
- SDS access
- Available 24/7

**And more...**



**SCAN TO DOWNLOAD  
THE WÜRTH APP TODAY!**

Download the Würth app today to access premium functions and purchase products with ease.



## E-PROCUREMENT

Electronic procurement with Würth.



### ADVANTAGES:

- Automatic data importing
- Fast, automatic entry
- Error-free and automatic transfer of all information and documents into the system

#### What is electronic procurement?

Electronic procurement, AKA E-procurement, describes the procurement of goods through digital data exchange. It covers the entire process, from ordering through invoice checking. Automation of the data exchange offers key advantages for everyone involved in the value-creation chain. Profit from this increase in value creation and flexibility and let us advise you!

#### Why is electronic procurement important to me?

It doesn't matter whether it's a small part or a costly A-item, the internal time and money expenditure is high in every case. In the case of C-parts, in particular, internal process costs often exceed the actual value of the goods many times over.

From order confirmation to goods receiving and delivery checking to invoice matching, everything has to be entered and processed with the proper level of detail. Handling this process manually takes a considerable amount of time – and leaves room for error!

#### How will electronic procurement benefit me?

- No more typos or document matching
- Fewer errors and more control over the entire procurement process
- Less paper, and thus a more environmentally friendly process arrangement
- Less expenditure required for bookkeeping and administration
- Up to 30% lower process costs
- Allows you to concentrate on the core business

**This saves both time and money.**

### INTERESTED?

Ask your sales representative  
or contact us:

[ebusiness@wurth.ie](mailto:ebusiness@wurth.ie)

# E-PROCUREMENT PROCESS

## Electronic procurement with Würth.



The following individual process steps can be optimised independently.

### 1. DEMAND

- Simple and direct entry in your own system
- Additional simplification possible through use of scanner
- You can also use your own scanners



### 2. ORDER

- Immediate entry of your order in your software.
- Optional link to an approval procedure
- Direct communication of your system with us



### 3. ORDER CONFIRMATION

- Immediate, automatic receipt and immediate processing of your order
- Direct transfer of the order confirmation into your system
- Shortest possible delivery time due to direct information flow
- Retention of your own article/product numbers



### 4. GOODS RECEIPT

- Direct recording and control in your own system; e.g. with the use of your own scanners
- Direct, automated transfer of delivery note information into your system
- Separate, electronic delivery bill with individual items already in the system; paper is enclosed with the goods




### 5. INVOICE & PAYMENT

- Direct, automated booking and processing in your own system
- Immediate invoice control in your own system through automated comparison of prices, delivery bill and invoice



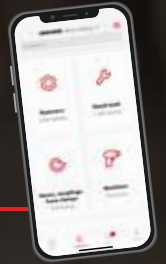
**UP TO 30% LOWER  
PROCESS COSTS.**



Find out more by scanning the QR code.



**DOWNLOAD THE APP!**



**CREATE AN ACCOUNT!**



**SIGN UP TO OUR  
NEWSLETTER!**



**#READY  
FOR WORK**

## **E-BUSINESS WITH WÜRTH**

### **Würth IE Ltd.**

Ballysimon Road,  
Limerick, V94 AK71  
T: +353 61 430 200  
customer.services@wurth.ie

[www.wurth.ie](http://www.wurth.ie)



January 2023. Photographs are for illustrative purposes only and may not represent actual products. We reserve the right to correct printing errors. Würth is a registered trademark of Würth International AG. All information, images and content is copyright of Würth Ireland Ltd.